

DOWNLOAD PDF DOCUMENT



SWAGE CONCENTRIC REDUCE...

DOWNLOAD DOCUMENT NOW

Updated: 10/14/2017

DISCLAIMER:

BE-FIRST.CO uses the following swage concentric reducer dimensions book available for free PDF download which is also related with

SWAGE CONCENTRIC REDUCER DIMENSIONS

When you need to download swage concentric reducer dimensions for free, you can do it from our online library. The process will not take much time. Just download the necessary program and register. Step-by-step instruction is easy to understand even by newbies. If you are here for the first time, use the following link to start downloading. After registration you will be able to get swage concentric reducer dimensions on your device and use it any time when it is needed. Some people ask why we use such a complicated (as they may think) way to supply with the access to swage concentric reducer dimensions and other PDF data. It is clear. Constant hackers' attacks made us take such measures. Don't think that registration requires sms-confirmation or charge. It is completely free. We provide for an access to swage concentric reducer dimensions and tons of other files that will be useful for everyone. It is beaus our eBook library contains books of various genres and fields including rare editions. Download swage concentric reducer dimensions now without paying for it.

DOWNLOAD NOW

DOWNLOAD PDF DOCUMENT

DOWNLOAD PDF DOCUMENT

SWAGE CONCENTRIC REDUCE...

[TA2_SEL_DIM PAGE 36 MONDAY, OCTOBER 18, 2004 8:38 AM](#)

Gearing Reference Guide SELECTION DIMENSIONS TORQUE-ARM II Shaft Mount Speed Reducers TAPER BUSHED REDUCERS - TA0107L, SINGLE AND DOUBLE REDUCTION 6.83 9.47 4.75 3.41 5.92 1.03TORQUE-ARM II 4.73 * 3.25 1-7 16 MAX 11.35 3.41 2.35 4.93 7.82 8.38 END OF BEARING ON 1 DIA SHAFT 0.92 90o DRIVEN SHAFT 3 8 BOLT 1 4 x 1 4 x 3-3 8 KEY 3.66 3.65 3.06TORQUE-ARM 0.94 1.06 24.00 MIN. 30.00 MAX. 2.50 *1.08 MINIM...

File name: ta2_sel_dim.pdf
[Download now or Read Online](#)

[LINED PIPING ELEMENTS CENTRELINE TO FACE AND FACE TO FACE TABLE?POPULAR COMPONENTS](#)

Dimensions Generally to ASME B16.5 Class 150 Providing Complete Fluid Handling Solutions... ..without compromise www.crp.co.uk D A B C D A C B 90 Degree Elbow 3D 90 Degree Elbow 5D 90 Degree Elbow 45 Degree Elbow A A A A A A A A E E Equal Tee Reducing Tee Short Stack Equal Tee Short Stack Reducing Tee A A G Branch Size F G A 1 2in 51 A 3 4in 51 1in 51 1.1 2in 76 A 2in 89 F 3in 150 H G H G Ins...

File name: Dimensional Table CRP.pdf
[Download now or Read Online](#)

[TA_NOM PAGE 11 FRIDAY, OCTOBER 15, 2004 2:05 PM](#)

Gearing Reference Guide NOMENCLATURE TORQUE-ARM Shaft Mount Speed Reducers NOMENCLATURE: TORQUE-ARM REDUCERS XXXX - X XX - x - X - XXXXX Con?guration Bushing Bore Size TXT Standard TORQUE-ARM Reducer, 1 - 12 1 - 10 TDT Twin Tapered Bushing Assembly TDT Large TORQUE-ARM Reducer, 13 - 15 1 - 5-7 16 TAXD Straight Bore Bushing Assembly TORQUE-ARM II HXT HYDROIL TORQUE-ARM Reducer, 1 - 7 Type of Reduc...

File name: ta_nom.pdf
[Download now or Read Online](#)

[MAX_REL_PROD PAGE 55 THURSDAY, OCTOBER 28, 2004 11:28 AM](#)

Gearing Reference Guide RELATED PRODUCTS MAXUM Concentric Reducer PARA-FLEX COUPLING SELECTION ? RED. Coupling Sizes Used on Various HP A-C Motors @ 1750 RPM ? RED. INPUT 1 1-1 2 2 3 5 7-1 2 10 15 20 25 30 SIZE SHFT. 143T 145T 145T 182T 184T 213T 215T 254T 256T 284T 286T DIA. (7 8) (7 8) (7 8) (1-1 8) (1-1 8) (1-3 8) (1-3 8) (1-5 8) (1-5 8) (1-7 8) (1-7 8) DCR 1 1-3 8 PX60 PX60 PX60 PX60 PX60 PX6...








File name: max_rel_prod.pdf
[Download now or Read Online](#)

DOWNLOAD PDF DOCUMENT

DOWNLOAD PDF DOCUMENT

Here below another book similar with:

SWAGE CONCENTRIC REDUCE...

-  [swage concentric reducer dimensions](#)
-  [physics motion in two dimensions answer key](#)
-  [flange dimensions ansi class 250](#)
-  [the thought readers mind dimensions 1 dima zales](#)
-  [geert hofstede cultural dimensions](#)
-  [lost in between dimensions saga ii by jorge scerba](#)
-  [unc standard bolt lengths dimensions](#)

DOWNLOAD PDF DOCUMENT
